



Footfall Report 125th St BID

Visitor Totals

	Current Week	Previous Week	WoW % Change	2022	% v 2022 Change	2021	% v 2021 Change
Total Visitors	424,327	402,107	5.5%	515,452	-17.7%	438,947	-3.3%

Key Stats

Wednesday was the busiest day this week with a total of 70,414 visits. The busiest hour was at 12:00 PM on Wednesday with 7,475 visits. The busiest location was SW Cor. Of Malcolm X & 125th with a total of 72,307 visits.

Note: Original Locations include 125th St and Frederick Douglas Blvd; NE.

Visitors by Day (All Locations)

	Monday	Tuesday	Wednesday	Thursday	Friday	Saturday	Sunday	Total
Current Week	68,947	67,804	70,414	69,616	60,213	43,213	44,120	424,327
Previous Week	77,025	42,521	61,743	63,523	65,121	39,541	52,633	402,107
Change WoW	-8,078	25,283	8,671	6,093	-4,908	3,672	-8,513	22,220
WoW % Change	-10.5%	59.5%	-17.4%	9.6%	-7.5%	9.3%	-16.2%	5.5%
2022	75,174	85,111	71,521	80,027	90,826	59,670	53,123	515,452
% v 2022 Change	-8.3%	-20.3%	-1.5%	-13.0%	-33.7%	-27.6%	-16.9%	-17.7%
2021	49,428	69,967	74,896	60,661	64,391	64,585	55,019	438,947
% v 2021 Change	39.5%	-3.1%	-6.0%	14.8%	-6.5%	-33.1%	-19.8%	-3.3%

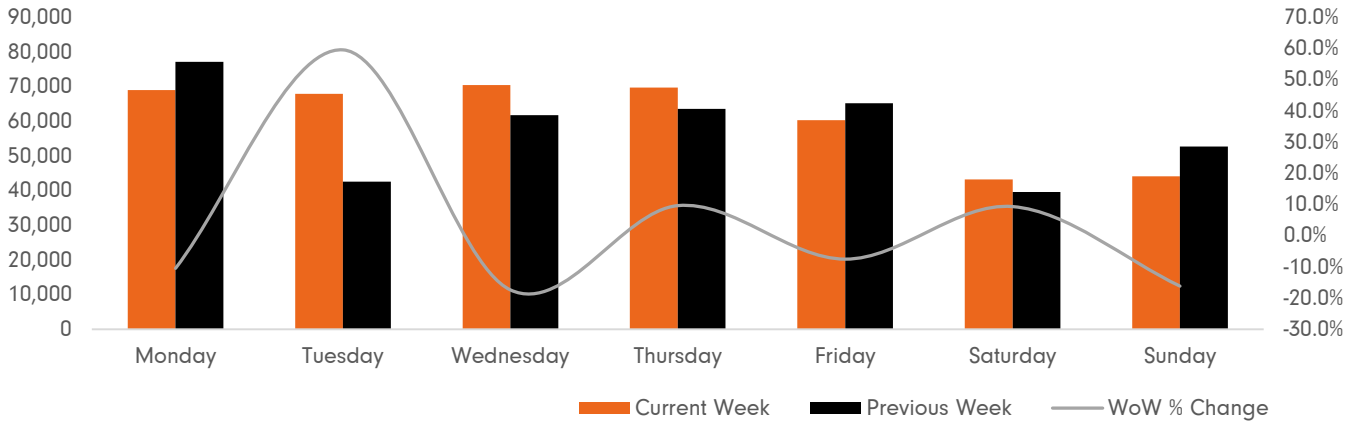
Visitors by Day (Original Locations)

	Monday	Tuesday	Wednesday	Thursday	Friday	Saturday	Sunday	Total
Current Week	8,231	9,286	7,891	7,734	7,078	4,623	4,512	49,355
Previous Week	9,186	5,824	6,917	6,201	7,646	4,229	5,390	45,393
2022	6,663	8,003	5,369	8,881	10,243	6,689	5,916	51,764
2021	5,906	7,026	7,355	7,936	9,492	7,495	6,063	51,273
WoW % Change	-10.4%	59.4%	-17.4%	24.7%	-7.4%	9.3%	-16.3%	8.7%
% v 2022 Change	23.5%	16.0%	47.0%	-12.9%	-30.9%	-30.9%	-23.7%	-4.7%
% v 2021 Change	39.4%	32.2%	7.3%	-2.5%	-25.4%	-38.3%	-25.6%	-3.7%

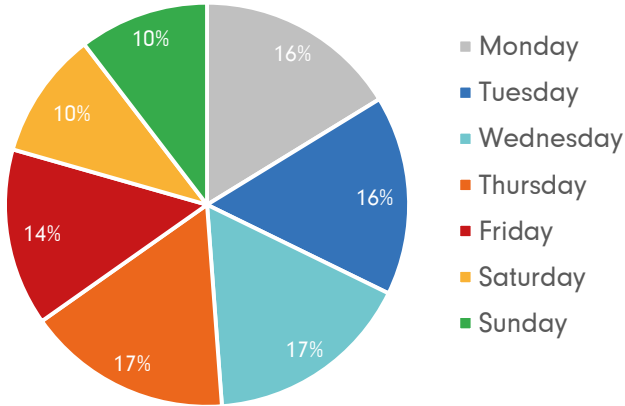
Weather (High/Low F)

	Monday	Tuesday	Wednesday	Thursday	Friday	Saturday	Sunday
Current Week	52 / 43	54 / 42	53 / 43	53 / 45	54 / 46	57 / 47	50 / 45
Previous Week	50 / 42	53 / 43	54 / 39	55 / 42	55 / 44	51 / 45	66 / 43

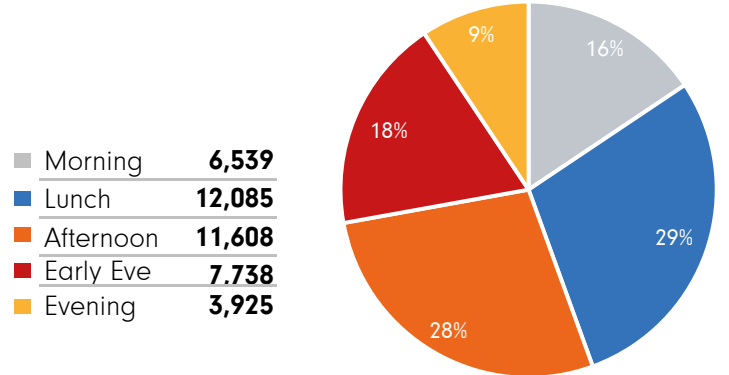
Visitors by Day (All Locations)



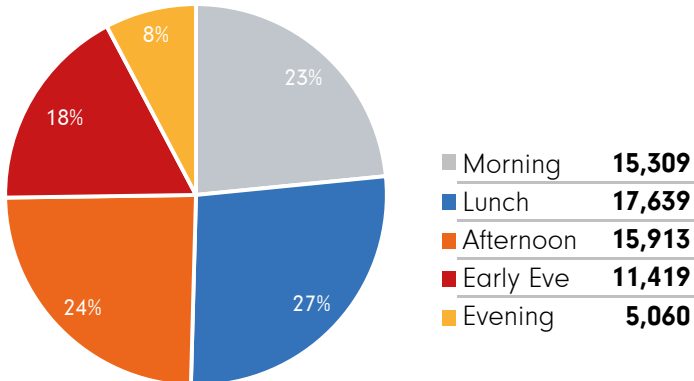
% Share of Visitors by Day



Visitors by Day Part - Weekend

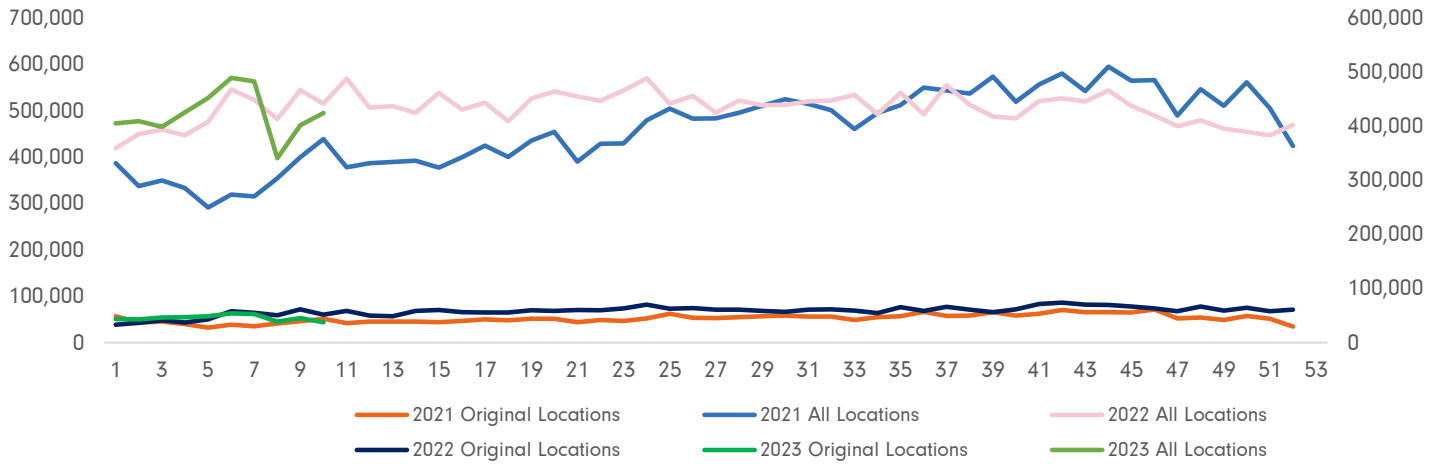


Visitors by Day Part - Weekday

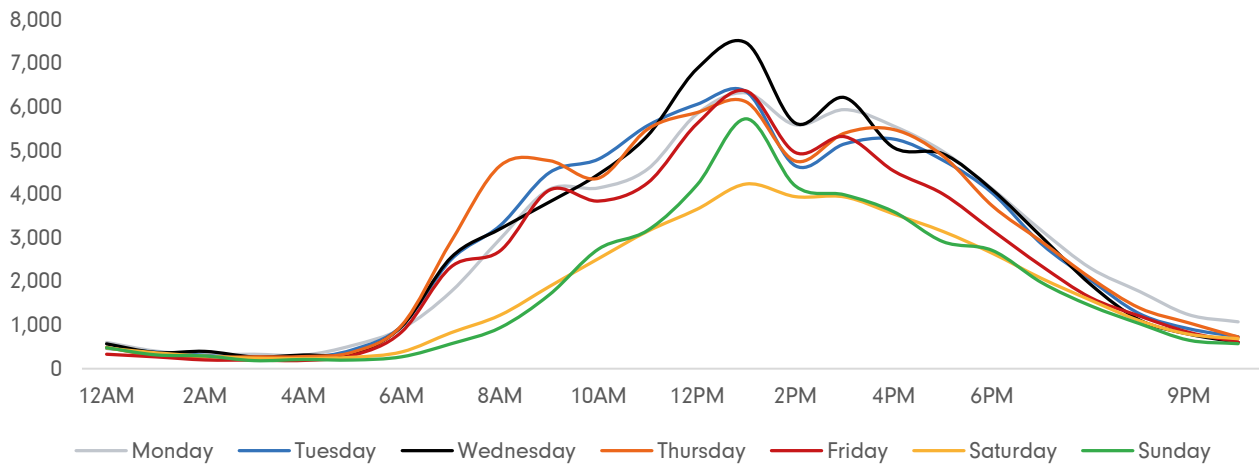


Day Parts are calculated using the following time periods:
 Morning 06:00AM - 10:59AM
 Lunch 11:00AM - 1:59PM
 Afternoon 2:00PM - 4:59PM
 Early Evening 5:00PM - 7:59PM
 Evening 8:00PM - 11:59PM

Long Term Trend by Week



Visitors by Hour



	Monday	Tuesday	Wednesday	Thursday	Friday	Saturday	Sunday
6:00	919	979	974	998	846	385	273
7:00	1,766	2,501	2,549	2,914	2,334	825	571
8:00	2,979	3,284	3,208	4,657	2,705	1,229	941
9:00	4,112	4,497	3,823	4,772	4,096	1,885	1,697
10:00	4,147	4,808	4,461	4,371	3,845	2,527	2,745
11:00	4,581	5,578	5,350	5,496	4,264	3,154	3,175
12:00	5,844	6,063	6,879	5,875	5,620	3,657	4,214
13:00	6,326	6,354	7,475	6,120	6,371	4,237	5,732
14:00	5,594	4,654	5,633	4,762	4,959	3,947	4,192
15:00	5,943	5,156	6,219	5,403	5,322	3,940	3,988
16:00	5,565	5,266	5,071	5,485	4,534	3,548	3,600
17:00	4,983	4,780	4,928	4,880	4,007	3,148	2,914
18:00	4,125	4,032	4,105	3,737	3,176	2,649	2,714
19:00	3,172	2,864	3,028	2,918	2,358	2,073	1,978
20:00	2,306	2,033	1,933	2,081	1,630	1,572	1,443
21:00	1,769	1,258	1,114	1,390	1,206	1,099	1,031
22:00	1,237	916	792	1,050	834	790	653
23:00	1,075	732	606	727	612	687	574

Visitors by Day by Location

Entrances								WoW %	% v 2022	
	Monday	Tuesday	Wednesday	Thursday	Friday	Saturday	Sunday	Total	Change	Change
125th St West	6,116	7,259	6,208	5,722	5,627	3,421	3,354	37,707	8.4%	-0.9%
Frederick Douglas Blv	2,115	2,027	1,683	2,012	1,451	1,202	1,158	11,648	10.0%	-15.0%
NW Cor. of Malcolm X & 125th	7,251	7,647	8,219	7,928	5,981	5,828	5,124	47,978	8.2%	-16.2%
NW Cor. of 125th & Malcolm X	6,299	6,362	8,271	7,875	5,866	4,966	3,717	43,356	10.7%	-29.8%
SE Cor. of Malcolm X & 125th	6,694	6,199	6,786	7,206	5,509	3,453	3,392	39,239	5.0%	-29.4%
SE Cor. of 125th & Malcolm X	5,207	6,374	5,476	5,013	4,750	3,082	3,323	33,225	0.1%	-12.1%
NE Cor. of Malcolm X & 125th	8,301	5,774	6,056	6,407	5,340	4,717	5,169	41,764	0.2%	-25.3%
NE Cor. of 125th & Malcolm X	11,666	9,270	9,706	10,883	8,237	5,621	6,211	61,594	6.4%	-20.0%
SW Cor. Of Malcolm X & 125th	10,015	11,118	11,279	11,657	12,206	7,260	8,772	72,307	5.0%	-16.0%
SW Cor. Of 125th & Malcolm X	5,283	5,774	6,730	4,913	5,246	3,663	3,900	35,509	3.8%	9.8%
Total	68,947	67,804	70,414	69,616	60,213	43,213	44,120	424,327	5.5%	-17.7%